

STEEL SERVICE BODY 56" CA

ORDER FORM

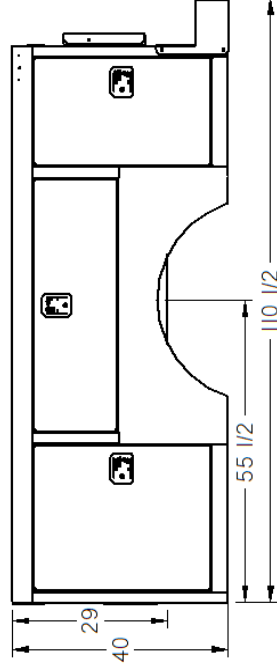
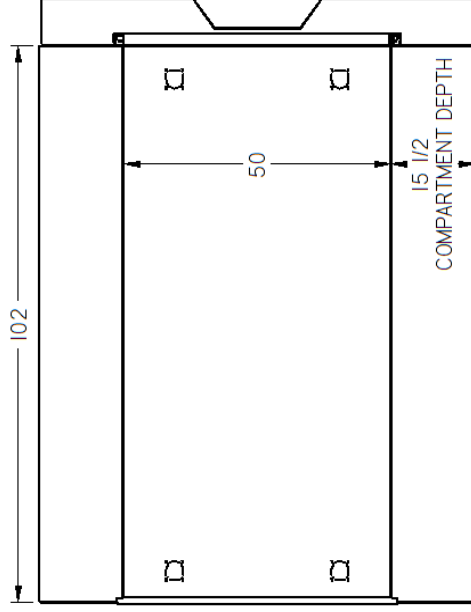
56" CA Single Rear Wheel Standard 1,490 lbs		
BASE PRICE B-SSB-98-80-42	\$9,480	\$9,480
INSTALLATION B-INSTALL-SERVICE	\$675	\$675
INSTALL COMPARTMENT LIGHTING B-INSTALL-COMPT LIGHTS	\$1,080	
INSTALL POWER LOCKS B-INSTALL-POWER LOCKS	\$1,495	
INSTALL FACTORY SENSORS B-INSTALL-SENSORS	\$255	
INSTALL FACTORY BACKUP CAMERA B-INSTALL-CAMERA	\$255	
BED LINER (DECK, SIDES, AND TOP) B-BED LINER-SSB	\$950	
LADDER RACK B-LADDER RACK-SSB	\$1,495	
ADDITIONAL SHELVES	\$125	
PICK UP AND/OR DELIVERY		
TOTAL:		

Customer Name:	Dealership:		
Phone Number:	VIN#		
Stock#:	Make:	Model:	Year:
Signature:			

* Pricing may vary depending on install. Pricing, product designs, and availability are subject to change without notice. Call for current pricing.

6424 Wilkesboro Highway • Union Grove NC 28689 • (704) 592-5454 • www.carolinacustomproducts.com

STEEL SERVICE BODY 56" CA
ORDER FORM



STEEL SERVICE BODY ORDER FORM

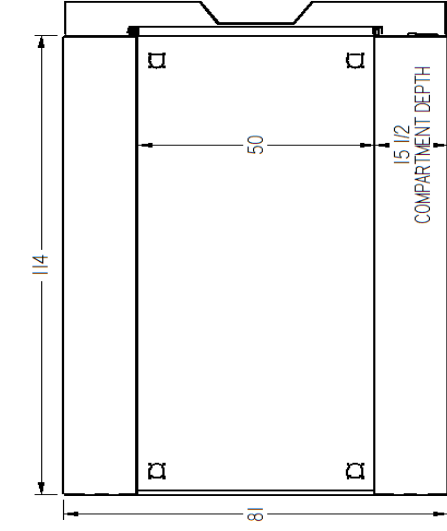
60" CA Single Rear Wheel Standard 1640 lbs			60" CA Dual Rear Wheel Standard 1820 lbs			60" CA Dual Rear Wheel Flip Top Lid 2150 lbs		
BASE PRICE B-SSB-112-80-34	\$9,685	\$9,685	BASE PRICE B-SSB-112-96-34	\$10,295	\$10,295	BASE PRICE B-SSBFT-112-96-34	\$14,495	\$14,495
INSTALLATION B-INSTALL-SERVICE	\$675	\$675	INSTALLATION B-INSTALL-SERVICE	\$675	\$675	INSTALLATION B-INSTALL-SERVICE	\$675	\$675
ICC BUMPER B-ICC-BUMPER-SB	\$465		ICC BUMPER B-ICC-BUMPER-SB	\$465		ICC BUMPER B-ICC-BUMPER-SB	\$465	
INSTALL COMPARTMENT LIGHTING B-INSTALL-COMPT LIGHTS	\$1,080		INSTALL COMPARTMENT LIGHTING B-INSTALL-COMPT LIGHTS	\$1,080		INSTALL COMPARTMENT LIGHTING B-INSTALL-COMPT LIGHTS	\$1,080	
INSTALL POWER LOCKS B-INSTALL-POWER LOCKS	\$1,495		INSTALL POWER LOCKS B-INSTALL-POWER LOCKS	\$1,495		INSTALL POWER LOCKS B-INSTALL-POWER LOCKS	\$1,495	
INSTALL FACTORY SENSORS B-INSTALL-SENSORS	\$255		INSTALL FACTORY SENSORS B-INSTALL-SENSORS	\$255		INSTALL FACTORY SENSORS B-INSTALL-SENSORS	\$255	
INSTALL FACTORY BACKUP CAMERA B-INSTALL-CAMERA	\$255		INSTALL FACTORY BACKUP CAMERA B-INSTALL-CAMERA	\$255		INSTALL FACTORY BACKUP CAMERA B-INSTALL-CAMERA	\$255	
BED LINER (DECK, SIDES, AND TOP) B-BED LINER-SSB	\$950		BED LINER (DECK, SIDES, AND TOP) B-BED LINER-SSB	\$950		BED LINER (DECK, SIDES, AND TOP) B-BED LINER-SSB	\$950	
LADDER RACK B-LADDER RACK-SSB	\$1,495		LADDER RACK B-LADDER RACK-SSB	\$1,495		LADDER RACK B-LADDER RACK-SSB	\$1,495	
ADDITIONAL SHELVES	\$125		ADDITIONAL SHELVES	\$125		ADDITIONAL SHELVES	\$125	
PICK UP AND/OR DELIVERY			PICK UP AND/OR DELIVERY			PICK UP AND/OR DELIVERY		
TOTAL:			TOTAL:			TOTAL:		

Customer Name:	Dealership:		
Phone Number:	VIN#		
Stock#:	Make:	Model:	Year:
Signature:			

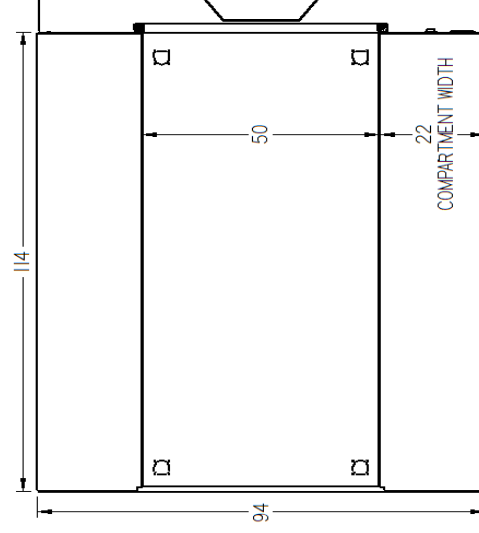
Pricing, product designs, and availability are subject to change without notice. Call for current pricing.

6424 Wilkesboro Highway • Union Grove NC 28689 • (704) 592-5454 • www.carolinacustomproducts.com

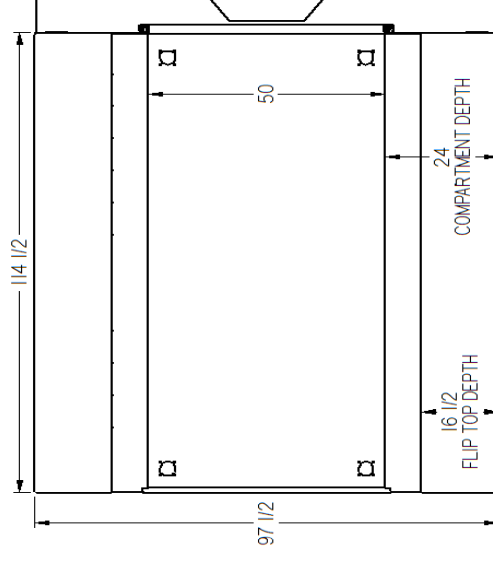
**STEEL SERVICE BODY 60" CA
ORDER FORM**



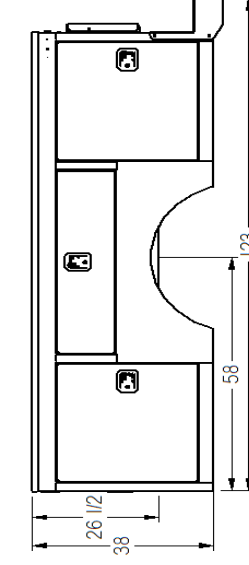
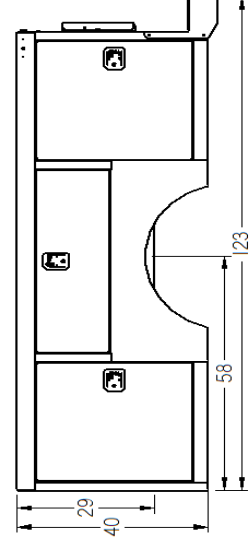
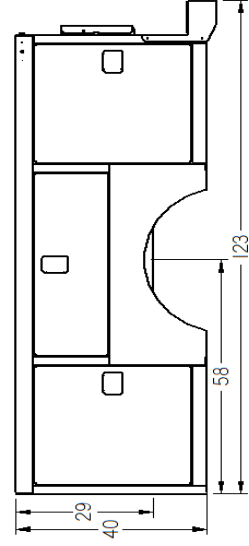
**60" CA
SINGLE REAR WHEEL**



**60" CA
DUAL REAR WHEEL**



**60" CA
DUAL REAR WHEEL
FLIP TOP LID**



STEEL SERVICE BODY 84" CA

ORDER FORM

84" CA Dual Rear Wheel Standard 2050 lbs			84" CA Dual Rear Wheel Flip Top Lid 2375 lbs		
BASE PRICE B-SSB-136-96-34	\$11,540	\$11,540	BASE PRICE B-SSBFT-136-96-34	\$15,795	\$15,795
INSTALLATION B-INSTALL-SERVICE	\$675	\$675	INSTALLATION B-INSTALL-SERVICE	\$675	\$675
ICC BUMPER B-ICC-BUMPER-SB	\$465		ICC BUMPER B-ICC-BUMPER-SB	\$465	
INSTALL COMPARTMENT LIGHTING B-INSTALL-COMPT LIGHTS	\$1,080		INSTALL COMPARTMENT LIGHTING B-INSTALL-COMPT LIGHTS	\$1,080	
INSTALL POWER LOCKS B-INSTALL-POWER LOCKS	\$1,495		INSTALL POWER LOCKS B-INSTALL-POWER LOCKS	\$1,495	
INSTALL FACTORY SENSORS B-INSTALL-SENSORS	\$255		INSTALL FACTORY SENSORS B-INSTALL-SENSORS	\$255	
INSTALL FACTORY BACKUP CAMERA B-INSTALL-CAMERA	\$255		INSTALL FACTORY BACKUP CAMERA B-INSTALL-CAMERA	\$255	
BED LINER (DECK, SIDES, AND TOP) B-BED LINER-SSB	\$950		BED LINER (DECK, SIDES, AND TOP) B-BED LINER-SSB	\$950	
LADDER RACK B-LADDER RACK-SSB	\$1,495		LADDER RACK B-LADDER RACK-SSB	\$1,495	
ADDITIONAL SHELVES	\$125		ADDITIONAL SHELVES	\$125	
PICK UP AND/OR DELIVERY			PICK UP AND/OR DELIVERY		
TOTAL:			TOTAL:		

Customer Name:	Dealership:		
Phone Number:	VIN#		
Stock#:	Make:	Model:	Year:
Signature:			

NOTE: Pricing, product designs, and availability are subject to change without notice. Call for current pricing.

STEEL SERVICE BODY 84" CA

ORDER FORM



CAROLINA CUSTOM PRODUCTS

